



KAPCI
COATINGS

For professional use only

Issue date: July 2010

Superseded TDS: August 2008

08

Kapci 670

Basecoat mix system

Product description

Kapcibase 670 is a basecoat color mixing system that offers solid color basecoat (pigmented), metallic and pearlescent/special effect basecoat.

Kapcibase 670 is used in combination with recommended Kapci clear coats to give durable, hard and gloss finish.

Suitable substrates

Kapcibase 670 should be applied over Kapci 2K fillers, 2K wet-on wet primers and existing paint work in sound condition.

Kapci 2K fillers must be properly sanded with wet paper P1000 or finer or D/A machine sanded with dry paper P360 and followed with P500.

Existing paint work should be sanded, e.g. using dry sanding paper P360 and D/A machine, and degreased with Kapci 605 degreaser.

It is recommended to apply Kapci 2K filler prior to application of base coat on original (OEM) panels.

All work prior to application must be thoroughly degreased with Kapci degreaser 605.

Color matching and testing

Color checking is required before painting of cars with all refinish systems.

1. Prior to checking and testing look up the motor manufacturer's color code and color name in the Kapci color box and refer to Kapci system to find the color formulation.

2. Apply Kapci basecoat to the prepared test panels to give opacity. The basecoat is normally applied in 2 coats but some colors require more coats. After flash off time apply Kapci clear coat and identify the color which is most accurate matches with the vehicle.

3. For 3-stage pearlescent/special effects colors use at least two test panels and apply ground basecoat color (see 2.). Then apply pearlescent/special effects basecoat color over the test panels to identify the number of semi-transparent pearlescent/special effect coats required to achieve the most accurate color, e.g. 2 coats apply over the first panel, 3 coats to the second test panel, etc. After required flash off time apply Kapci 2K clear coat to compare which the test panel color matches the vehicle.

Note: Pearlescent/special effect basecoat colors are semi-transparent and therefore do not cover.











These products are for the professional painting of automotive vehicles only after reference to the manufacturer's Material Safety Data Sheets

www.kapci.com













Kapci Car
Refinishes
System

Application of Solid Color Basecoats, Metallic and 2-stage Pearlescent Basecoats

Kapcibase 670	Solid color basecoat process	Metallic and 2-stage pearlescent/ special effects basecoats process
Product	Kapci 670 Basecoat	
Thinners	610 Metallic/ 600 Normal/ 600F Fast/ 601 Slow Note: Never use Kapci 602 Very slow thinner.	
	1:1	
	Use ruler Kapci No°2	
	Pot life: unlimited	
	16-18 sec (DIN4 at 20°C)	
	Fluid tip 1.2-1.3 mm Pressure: 1.8-2.0 bar (30 psi inlet) Refer to manufacturer's recommendation.	
	Fluid tip 1.2-1.3 mm Pressure: 1.8-2.0 bar (30 psi inlet) Refer to manufacturer's recommendation.	
	Apply single coats (normally 2) to give opacity.	Apply single coats (normally 2) to give opacity and after flash off time apply 1 mist coat to even metallic appearance.
	Recommended film thickness 15-20 microns; Note: - With low opacity colors may be necessary to apply one coat more after the appropriate flash off time; - Use the appropriate shade of Kapci fillers before applying the base coat;	
	Flash off: 5-7 minutes between coats.	
	Apply any Kapci 2K Clear coat after 15-20 minutes.	

Application of 3-stage Pearlescent & Special Effect Basecoats

Kapcibase 670	Solid color basecoat process	Metallic and 2-stage pearlescent/ special effects basecoats process
Product	Kapci 670 Basecoat	
Thinners	610 Metallic/ 600 Normal/ 600F Fast/ 601 Slow Note: Never use Kapci 602 Very slow thinner.	
	1:1	
	Use ruler Kapci No°2	
	Pot life: unlimited	

	16-18 sec (DIN4 at 20°C)	
	Fluid tip 1.2-1.3 mm Pressure: 1.8-2.0 bar ((27-30 psi inlet) Refer to manufacturer's recommendation.	
	Fluid tip 1.2-1.3 mm Pressure: 1.8-2.0 bar ((27-30 psi inlet) Refer to manufacturer's recommendation.	
	Apply single coats (normally 2) to cover	Apply single coats; (normally 2) to give opacity and after flash off time apply 1 mist coat to even metallic appearance.
	Recommended film thickness for 2 coats is 15-20 microns; Recommended film thickness for 4 coats up to max. 45 microns. Note: - With low opacity solid colors may be necessary to apply one coat more after the appropriate flash off time; - Use the appropriate shade of Kapci fillers to match the colors.	
	Flash off: 5-7 minutes between coats	
	N/A	Wait for 15-20 minutes until uniformly dry, before applying clear coat.
CLEARCOAT	N/A	Use Kapci 2K clear coats

General process notes

Rectification

If some dirt has occurred, denib with P1200 or finer and then re-spray basecoat. For 3-stage pearl basecoat re-spraying of both ground and pearl basecoat is recommended.

Painting plastic

For painting plastic see TDS "Painting plastic substrates".

Other tips

1. It is important to stir basecoat colors before mixing, in order to ensure color accuracy.
2. It is required to filter basecoat color before spraying.
3. For optimum application, ensure that both spray booth temperature and paint temperature is above 20°C.

Health and Safety

1. For full Health and Safety information please refer to Material Safety Data Sheet;
2. Observe the precautionary notices displayed on the container;
3. Goggles and suitable protective equipment must be worn while using these products;
4. Good ventilation must be provided in the working environment;

This information is the result of our knowledge but given without warranty.