



KAPCI
COATINGS

For professional use only

Issue date: July 2010

Superseded TDS: July 2008

17

Kapci 805 2K Wash Primer

Product description

Kapci 805 is a 2K wash primer that is used as a primer over steel, aluminium, galvanized steel and other light metals being it offers good adhesion and anticorrosion properties.

Suitable substrates

Kapci 805 2K wash primer should be applied over:

- Degreased and flatted steel, machine sanding with P180 D/A or manually with Scotch-Brite very fine (red);
- Degreased and flatted aluminium, machine sanding with P240 D/A or manually with Scotch-Brite very fine (red);
- Degreased and flatted galvanized steel, machine sanding with P320 D/A or manually with Scotch-Brite very fine (red));
- Well flatted PE putties, final sanding with P220 or finer before overcoating with Kapci 805 2K wash primer;
- Well flatted GRP, use paper P400 or red Scotch-Brite very fine;
- Old top coats in sound conditions, sanding with paper P360 or finer;









These products are for the professional painting of automotive vehicles only after reference to the manufacturer's Material Safety Data Sheets

www.kapci.com



Kapci Car
Refinishes
System

Product Process

Product	Kapci 805 2K Wash Primer
Hardener	Kapci 806
 	Mixing ratio 1:1 Use ruler Kapci No°2
	16-17 sec (F4 at 20°C)
	Pot life at 20°C: 8 hours
	Fluid tip 1.6 mm-1.8 mm Pressure: 3.0-3.5 bar (45-50 psi inlet) Refer to manufacturers recommendations.
	Fluid tip 1.6 mm-1.8 mm Pressure: 2.0 bar (30 psi inlet). Refer to manufacturers recommendations.
	Apply 1 coat to give dry film thickness of 10-15 microns.
	Flash off time: 15 minutes before recoating.

General process notes

Recoating

Kapci 805 should be directly overcoated with any Kapci 2K filler prior to topcoating.

NOTE:

2K Wash primer 805 **MUST NOT** be applied under polyester putties or polyester fillers due to its affect on the drying of polyester products.

Health and Safety

1. For full Health and Safety information please refer to Material Safety Data Sheet;
2. Observe the precautionary notices displayed on the container;
3. Goggles and suitable protective equipment must be worn while using these products;
4. Good ventilation must be provided in the working environment;

This information is the result of our knowledge but given without warranty.