



**KAPCI**  
COATINGS

For professional use only

Issue: March 2015  
Superseded: May 2010

## Kapci 620 2K Transparent Sealer

### Product description

Kapci 620 is an extraordinary 2K transparent acrylic sealer with excellent adhesion properties over non-sanded areas hence eliminating the requirements for sanding. This versatile product can be used as:

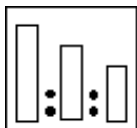
1. Adhesion promoter over non-sanded finishes
2. Non-sanding (wet-on-wet) sealer
3. Flattable isolator over sanded areas.

Kapci 620 2K Transparent sealer can be tinted with Kapcicyl 660 2K paints up to 10% by volume.

### Substrates

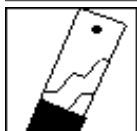
Kapci 620 may be applied over OEM finishes, existing 2K paints and 2K primers/2K Fillers. Areas which are liable to damage such as wheel arches, leading edges or sills will benefit from additional adhesion if previously properly flattened. When Kapci 620 is used as an isolator, the surface needs to be properly sanded prior to applying topcoats.

### Application



**Mixing ratio by volume:**  
100:50:20  
(2:1:0.4)

100% Kapci 620 2K Transparent sealer  
50% Kapci 2K MS Hardeners: 653 Extra Fast or  
652 Fast  
20% Kapci 2K thinners: 600F Fast or 600 Normal



Use measuring stick



**Application viscosity:**  
18-20 sec (DIN4 at 20°C)

These products are for the professional painting of automotive vehicles only after reference to the manufacturer's Material Safety Data Sheets (MSDS)

Rev (01) 03/2015

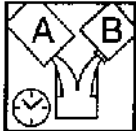


**KAPCI**  
COATINGS

For professional use only

Issue: March 2015

Superseded: May 2010



**Pot life:**  
4h at 20°C



**Spraygun tips:**  
1.3-1.4 mm  
Conventional: 3.0-3.5 bar/45-50 psi inlet  
HVLP: 2 bar/30 psi inlet

Refer to the spraygun manufacturer's recommendations.



**Number of coats as adhesion promoter:**  
Apply 1 light coat.

Total dry film thickness 20-25 microns.




**Number of coats as non-sanding sealer or as isolator:**  
Apply 2 light coats.

Total dry film thickness 40-50 microns.



**Flash off time between coats:**  
5-10 minutes at 20°C



**Drying time:**  
**Before overcoating adhesion promoter or non-sanding sealer:**  
20-30 minutes at 20°C  
**Before overcoating isolator:**  
30 min at 60°C or 24h at 20°C

### General notes

#### **Sanding**

Kapci 620 does not require sanding. However, if left more than 24h it must be flatted before overcoating. For sanding use dry machine sanding P400 for 2K acrylic topcoats or P500 for basecoat colors.

#### **Tinting**

Kapci 620 may be tinted with Kapcicryl 660 up to 10% by volume. After Kapci 620 has been tinted, add hardener and thinner in the normal manner. Note, the thinner may be required in order to achieve appropriate spraying viscosity.

#### **Other tips**

1. Thicker layers of Kapci 620 adversely affect gloss leading to loss of gloss of subsequent coats of 2K acrylic paints or clearcoats.

Rev (01) 03/2015



**KAPCI**  
COATINGS

**For professional use only**

**Issue: March 2015**

**Superseded: May 2010**

2. Do NOT apply Kapci 620 transparent sealer over synthetic and nitrocellulose primers and fillers.
3. Do NOT apply Kapci 620 transparent sealer underneath synthetic and nitrocellulose paints.
4. Clean the spraygun thoroughly immediately after the use 2K products.

### **Health and Safety**

1. For full Health and Safety information refer to Material Safety Data Sheet (MSDS).
2. Observe the precautionary notices displayed on the container.
3. Goggles and suitable protective equipment must be worn while using these products.
4. Good ventilation must be provided in the working environment.

**IMPORTANT NOTE:** These products are for professional use only. The information in this Technical Data Sheet is based on our best knowledge and given for information purposes only without any obligation as we do not have control over the quality and conditions of the surface, or over many factors affecting the use and application of the product. Always read the Material Safety Data Sheet and the Technical Data Sheet for this product if available.