



KAPCI
COATINGS

For professional use only

Issue: March 2015

Kapci C333 Matting Agent

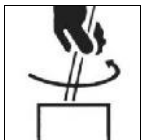
Product description

Kapci C333 is a matting agent which is added into Kapci 2K Acrylic Topcoats in order to provide matt smooth final finish.


Application

The recommendations below are for guidance only:

Product	GLOSS		
	Mixing ratio, % by weight		
	Matt	Satin	Semi-gloss
Kapci 2K Acrylic topcoat	50	60	70
Kapci C333	50	40	30




Stir Kapci C333 Matting Agent well.
After Kapci C333 has been added, stir the mixture well.



Use measuring stick:

Add hardener and thinner in the normal manner for Kapci 2K Acrylic topcoats (see relevant TDSs).



Spraygun tips:

1.3-1.4 mm

Conventional: 3.0-3.5 bar/45-50 psi
at the air inlet

HVLP: 1.8-2 bar/27-30 psi
at the air inlet

Refer to the spraygun manufacturer's recommendation.

These products are for the professional painting of automotive vehicles only after reference to the manufacturer's Material Safety Data Sheets (MSDS)

Rev (01) 03/2015



KAPCI
COATINGS

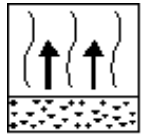
For professional use only

Issue: March 2015



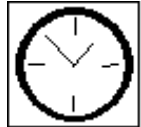
Number of coats:

Apply 2 normal coats.



Flash off time:

Between coats: 5-10 min



Drying time:

12-16h/20°C

30-40 min/60°C

General notes

Other tips

1. Kapci C333 should be stirred well before adding to Kapci 2K Acrylic Topcoats.
2. Note that the addition of Kapci C333 Matting Agent extends drying time.
3. Matt, Satin and Semi-gloss topcoats cannot be polished as the polishing process will gloss the topcoat.

Health and Safety

1. For full Health and Safety information please refer to Material Safety Data Sheet (MSDS).
2. Observe the precautionary notices displayed on the container.
3. Goggles and suitable protective equipment must be worn while using these products.
4. Good ventilation must be provided in the working environment.

IMPORTANT NOTE: These products are for professional use only. The information in this Technical Data Sheet is based on our best knowledge and given for information purposes only without any obligation as we do not have control over the quality and conditions of the surface, or over many factors affecting the use and application of the product. Always read the Material Safety Data Sheet and the Technical Data Sheet for this product if available.

Rev (01) 03/2015