



**KAPCI**  
COATINGS

For professional use only

Issue: June 2018

Superseded: October 2016

## Kapci Dima 9611 Blend-in

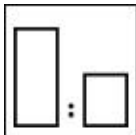
### Product description

Kapci Dima 9611 Blend-in is a product especially designed for blending-in of Kapci Dima 9670 waterborne basecoat colors. It assists to achieve a smooth homogeneous overspray area in the fade-out zone. It smooths the transition area from the fade-out zone into old paint job. Kapci Dima 9611 is a ready for use product and is used both as a sole product and as addition to Kapci Dima 9670 basecoat colors.

### Application

**Degreasing/Cleaning:**

Degrease the surface with Kapci Dima 9605 Degreaser

**Mixing ratio by volume:**


100:40-50

100 % Kapci Dima 9670 Waterborne Basecoat  
40%-50% Kapci Dima 9611 Blend-in

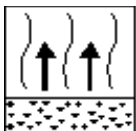
**HVLP Spray gun tips:**

1.2-1.3 mm; Air pressure: 0.6-0.7 bar (8-10 psi) at the tip (1.8 bar/26 psi at the air inlet)

For best overall results, refer to the spray gun manufacturer's recommendation

**Number of coats:**

1. Apply a light coat of sole Kapci Dima 9611 Blend-in over the fade-out zone.
2. Apply the mixture of Kapci Dima 9670 waterborne basecoat color and Kapci Dima 9611 Blend-in (100:40-50) until the fade-out zone is covered. Apply light coats only.
3. Apply a light coat of sole Kapci Dima 9611 Blend-in only over the dry edge.

**Flash off time:**

Approximately 2-3 min/20°C-25°C

(if needed, use dry jet equipment to reduce the flash off time)

These products are for the professional painting of automotive vehicles only after reference to the manufacturer's Material Safety Data Sheets (MSDS).

Rev (03) 06/2018



**KAPCI**  
COATINGS

**For professional use only**

**Issue: June 2018**

**Superseded: October 2016**

### **General notes**

#### ***Other tips***

1. For optimum performance, ensure that Kapci Dima 9670 basecoat color and Kapci Dima 9611Blend-in are applied between 20°C and 25°C.
2. Clean the surface with Kapci Dima 9605 Degreaser prior to applying Kapci Dima 9670 basecoat color.
3. Clean the spray gun with water immediately after the application.
4. When collect waste-disposal, always separate waterborne products from solvent-based ones.
5. Do NOT use the spray gun as an air blower.
6. Kapci Dima 9611Blend-in should be kept free from frost stored at 5°C and 35°C.

#### **VOC (2004/42/EC)**

2004/42/IIB(d)(420)410

The EU limit value for this product (product category: IIB.d) in ready for use form is maximum 420 g/liter of VOC.

The VOC content of this product in ready for use form is maximum 410 g/liter.

### **Health and Safety**

1. For full Health and Safety information, refer to the Material Safety Data Sheet (MSDS).
2. Observe the precautionary notices displayed on the container.
3. Goggles and suitable protective equipment must be worn while using these products.
4. Good ventilation must be provided in the working environment.

**IMPORTANT NOTE:** These products are for professional use only. The information in this Technical Data Sheet is based on our best knowledge and given for information purposes only without any obligation, as we do not have control over the quality and conditions of the surface, or over many factors affecting the use and application of the product. Always read the Material Safety Data Sheet and the Technical Data Sheet for this product if available.

Rev (03) 06/2018