



KAPCI
COATINGS

For professional use only

Issue: June 2018

Superseded: October 2016

Kapci Special Magic Colors

Product description

Kapci Special Magic Color contains multi-layer pigment flakes which give paint film the ability to change color when is viewed from different angles. Each Special Magic Color gives extraordinary chroma and brilliant appearance depending on both the angle at which it is viewed and the angle of the incident light.

Kapci Special Magic Colors are fully compatible with Kapcibase 670 transparent basecoat toners and can be mixed with them to deliver customized basecoat colors as per customer needs.

The standard color names given below reflect the color seen at approximately 90° and 45° angle, respectively:

<i>Special Magic Color</i>	<i>Description</i>
Kapci M9700	Red to Gold
Kapci M9710	Green to Purple
Kapci M9720	Gold to Silver
Kapci M9730	Cyan to Purple
Kapci M9740	Blue to Red
Kapci M9750	Silver to Green

Substrates

Kapci Special Magic Color should be applied only over dark surface/dark undercoat. It is recommended to apply it over black or dark grey 2K Acrylic fillers. The color can also be applied over black or dark grey solid basecoat color.

The surface should be properly sanded and thoroughly degreased prior to applying Kapci Special Magic Color. For final sanding use sanding paper P500 dry or P1000 wet sanding. For cleaning and degreasing the surface, it is recommended to use Kapci 605 Degreaser.

These products are for the professional painting of automotive vehicles only after reference to the manufacturer's Material Safety Data Sheets (MSDS)

Rev (03) 06/2018




KAPCI
COATINGS

For professional use only

Issue: June 2018


Superseded: October 2016

Application

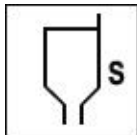


Mixing ratio:

100:100 100% Kapci Special Magic Color
(1:1) 100% Kapci 2K thinners: 610 Metallic, 600 Normal, 600F Fast or
601 Slow




Use measuring stick




Application viscosity:

16-18 s (DIN4/20°C)



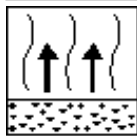
Spray gun tips:

Compliant: 1.2-1.3 mm; Air pressure: 2 bar (26-29 psi) at the air inlet
HVLV: 1.2-1.3 mm; Air pressure: 0.6-0.7 bar (8-10 psi) at the tip
Conventional: 1.2-1.3 mm; Air pressure: 3.0-3.5 bar (45-50 psi) inlet
For best overall results, refer to the spray gun manufacturer's recommendation.



Number of coats:

Apply 2-3 light (half) coats.
Recommended total dry film thickness is 15-20 microns.



Flash off time:

Between coats: 3-4 min
Before applying clearcoat: 15-20 min



Overcoating:

Apply 2K clearcoat

General notes

Kapci Special Magic Color is applied over black or dark grey 2K Acrylic fillers. The color can also be applied over black or dark grey solid basecoat color.

Kapci Special Magic Colors are fully compatible with Kapticbase 670 transparent basecoats toners.

Rev (03) 06/2018



KAPCI
COATINGS

For professional use only

Issue: June 2018

Superseded: October 2016

Rectification

Visible defects can be removed only after the basecoat is fully dry by light manual sanding with paper P1500 or finer. For smoother sanding, the sanding paper can slightly be soaked with water.

Other tips



Stir well Kapci Special Magic Color



It is always recommended to filter basecoat colors prior to spraying.

Health and Safety

1. For full Health and Safety information please refer to Material Safety Data Sheet (MSDS).
2. Observe the precautionary notices displayed on the container.
3. Goggles and suitable protective equipment must be worn while using these products.
4. Good ventilation must be provided in the working environment.

IMPORTANT NOTE: These products are for professional use only. The information in this Technical Data Sheet is based on our best knowledge and given for information purposes only without any obligation as we do not have control over the quality and conditions of the surface, or over many factors affecting the use and application of the product. Always read the Material Safety Data Sheet and the Technical Data Sheet for this product if available.

Rev (03) 06/2018