



**KAPCI**  
COATINGS

For professional use only

Issue: June 2018  
Superseded: May 2017

## Kapcibase 670 Basecoat Mixing System


### Product description

Kapcibase 670 is a solvent-based basecoat mixing system for repainting of passenger cars and commercial vehicles. It offers solid color basecoats, metallic basecoats, pearlescent and special effect basecoats. Kapcibase 670 basecoat color is easy to use, fast drying and has very good coverage and durability. When used in conjunction with a range of Kapci clearcoats, Kapcibase 670 delivers long-lasting high gloss finish.

### Substrates

Kapcibase 670 should be applied over properly prepared Kapci 2K fillers/2K primers, 1K sealers, 2K sealers, and old finishes in sound conditions. For sanding prior to applying Kapcibase 670, use paper grit P500 dry or P1000 wet. Degrease the surface with Kapci 605 Degreaser before the application of the basecoat color.

### Application of two-stage basecoat colors




**Mixing ratio:**

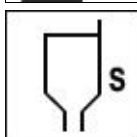
100:100  
(1:1)

100% Kapcibase 670  
100% Kapci 2K thinners: 610 Metallic, 600 Normal,  
600F Fast, or 601 Slow

Note: Do NOT use Kapci 602 Extra Slow thinner!



Use mixing ruler



**Application viscosity:**

16-18 s (DIN4/20°C)

These products are for the professional painting of automotive vehicles only after reference to the manufacturer's Material Safety Data Sheets (MSDS)

Rev (03) 06/2018

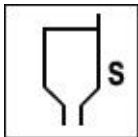




**KAPCI**  
COATINGS

For professional use only

Issue: June 2018  
Superseded: May 2017




**Application viscosity:**  
16-18 s (DIN4/20°C)



**Spray gun tips:**

Compliant: 1.2-1.3 mm; Air pressure: 2 bar (26-29 psi) at the air inlet  
HVLP: 1.2-1.3 mm; Air pressure: 0.6-0.7 bar (8-10 psi) at the tip  
Conventional: 1.2-1.3 mm; Air pressure: 3.0-3.5 bar (45-50 psi) at the air inlet  
For best overall results, refer to the spray gun manufacturer's recommendation.



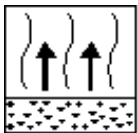
**Number of coats:**

*Ground (Solid) basecoat color*

Apply 2 normal coats. Recommended total dry film thickness is 15-20 microns, depending on the shade to reach opacity.

*Metallic, Pearlescent, and Special Effect basecoat color*

Apply 2 normal coats plus a mist coat to even metallic appearance. Recommended total dry film thickness is 15-20 microns, depending on the shade to reach opacity.



**Flash off time:**

Between coats: 3-4 min  
Before applying clearcoat: 20 min




**Overcoating:**

Apply Kapci 2K clearcoat

**General notes**

**Color checking**

Color checking is required before painting of a vehicle with all refinish systems.



1. Prior to checking, look up the motor manufacturer color code and color name in the Kapci Color Boxes and refer to Kapci ColorMix Software or Kapci SC Software to find the color formulation.

2. Prepare test panels. Apply the basecoat to the test panels to give opacity. The basecoat is normally applied in 2 coats (for metallics apply a mist coat as per given the application procedure), but some colors may require more coats. After recommended



**KAPCI**  
COATINGS

**For professional use only**

**Issue: June 2018**

**Superseded: May 2017**

flash off time, apply Kapci 2K clearcoat and identify the color which most accurately matches with the vehicle.

3. For a three-stage basecoat color, use at least two test panels and first apply a ground basecoat color. Then apply a pearlescent/special effect pigment basecoat color over the test panels to identify the number of coats required to achieve the most accurate color. Apply 2 coats over the first panel, 3 coats over the second test panel, etc. After required flash off time, apply Kapci 2K clearcoat to compare which of the test panel colors match the best with the vehicle.

**Important notes:**

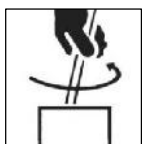
- Pearlescent and special effect pigment basecoat colors are transparent.
- With low opacity colors, it may be necessary to apply a coat more after the appropriate flash off time. Use appropriate shade of Kapci 2K grey fillers before applying the basecoat.
- Maximum dry film thickness for a three-stage color for 4 coats (excluding a clearcoat) is around 40 microns.

**Rectification**

Visible defects can be removed only after the basecoat is fully dry by light manual sanding with paper grit P1500 or finer. For smoother sanding, the sanding paper can be slightly soaked with water.

**Other tips**

With low opacity colors, it may be necessary to apply a coat more after the appropriate flash off time. Use appropriate shade of Kapci 2K grey fillers before applying the basecoat.



Stir Kapcibase 670 basecoat color well.



It is always recommended to filter the basecoat before spraying.

**Health and Safety**

1. For full Health and Safety information please refer to Material Safety Data Sheet (MSDS).
2. Observe the precautionary notices displayed on the container.
3. Goggles and suitable protective equipment must be worn while using these products.
4. Good ventilation must be provided in the working environment.

Rev (03) 06/2018



**KAPCI**  
COATINGS

For professional use only

Issue: June 2018  
Superseded: May 2017

**IMPORTANT NOTE:** These products are for professional use only. The information in this Technical Data Sheet is based on our best knowledge and given for information purposes only without any obligation as we do not have control over the quality and conditions of the surface, or over many factors affecting the use and application of the product. Always read the Material Safety Data Sheet and the Technical Data Sheet for this product if available.

Rev (03) 06/2018